



Responding to the COVID-19 Vaccination Requirement (Health Care) compliance: Non-Employees

Begin on your CQ dashboard at <https://compliance.hr.uiowa.edu> and enter your HawkID and password to log in.



HawkID Login for Compliance and Qualifications

 THE UNIVERSITY OF IOWA

HawkID

Password

[Log In](#) [Forgot your HawkID password?](#)

If you have not yet complied with the Centers for Medicare and Medicaid (CMS) COVID-19 health care staff vaccination rule, you will see the “**COVID-19 Vaccination Requirement (Health Care)**” compliance on your dashboard. Click on the compliance to expand it, revealing your response options. If you have already received your vaccination from the University Employee Health Clinic, your compliance will be complete and reflected on the “Fulfilled Compliances” tab.

Compliances Details for [REDACTED]

0
Past Due1
Due Soon3
Due Later

Unfulfilled Compliances

Fulfilled Compliances

Incomplete Compliances

Compliances Due Soon **1**

COVID-19 Vaccination Requirement (Health Care)

Due On: 03/15/2022 (Due in 21 days)

Hide Details

Provide documentation of completed COVID-19 vaccination or approved exemption or accommodation.

You must complete **any** of the following 3 items:

or



COVID-19 Vaccination Verification

Observation

If you received any or all vaccine doses at University of Iowa Hospitals and Clinics, a doctor's office, a pharmacy, or another location, please provide proof of your vaccination status at this link <https://hris.uiowa.edu/sfw-cv/>

or



Religious Accommodation/Strongly Held Belief

Observation

To request an accommodation for religious reasons or due to a strongly held belief, please complete the form available at <https://workflow.uiowa.edu/entry/new/13198>.

or



Medical Exemption (Health Care)

Observation

To request an accommodation for health reasons, please complete the form available at this link <https://workflow.uiowa.edu/entry/new/13441>.

Below are descriptions of the response options. Each option will undergo review and may require several days for final approval and compliance fulfillment. You may return your compliance dashboard to monitor approval status.

- **COVID-19 Vaccination Verification**

You will be prompted to upload proof of vaccination. Accepted documentation includes a photo or scan of your vaccination card or medical record that includes your name, date of vaccination, type of vaccine, and site.

- **Religious Accommodation/Strongly Held Belief**



You may initiate a workflow form to document religious reasons or a strongly held belief.

- **Medical Exemption (Health Care)**


You may select this option to request an accommodation for health reasons.




If your HawkID or password are not known, visit HawkID Tools at <https://hawkid.uiowa.edu>.


HawkID Tools

 [Change Your Password/Passphrase](#)


Use this tool if your password/passphrase is about to expire or has expired.

 [Forgot Your HawkID Password?](#)

Use this tool if you have forgotten your password/passphrase and need to reset it.


 [Test Your Account](#)

Use this tool to verify your HawkID password/passphrase is correct.

 [Look Up Your HawkID](#)

Use this tool if you don't know your HawkID.

If you do not know your HawkID, select the **“Look Up Your HawkID”** option. You will be prompted to enter the below fields. Your University ID is an eight-digit number found in the upper left corner of your ID badge.



Look Up Your HawkID

The HawkID is your personal identification used along with your HawkID password/passphrase to access most online services at the University of Iowa. If you do not know your password/passphrase and have not provided password/passphrase hints, you will need to contact the Help Desk. See the bottom of this page for contact information.

University ID: Type in your University ID (typically printed on your Iowa One ID or UI Health Care ID card).

Last Name: Type your last name including any hyphens.

Birth Date: Type your birth date for example 11/21/1978 (include the slash marks).

If you know your HawkID but not your password, select the **“Forgot Your HawkID Password?”** option. You will be prompted to enter your HawkID—followed by your birth date—to verify your identity.


HawkID Password Reset Tool

If you have forgotten your password, utilize this tool to reset it. If you know your password and want to change it, use the [Change Password Tool](#).

Upon verification of your identity, you will receive a mobile push notification, phone call or text message you will use to reset your password.

Your account name (HawkID):



 [How to find your HawkID](#)

Example: hhawk or hhawk@uiowa.edu

Verify Account

The above step requires Duo two-factor authentication. If you do not have Duo configured, [contact the ITS Help Desk at 319-384-4357](#) and tell the help desk agent you are a non-employee attempting to log in and require Duo assistance.